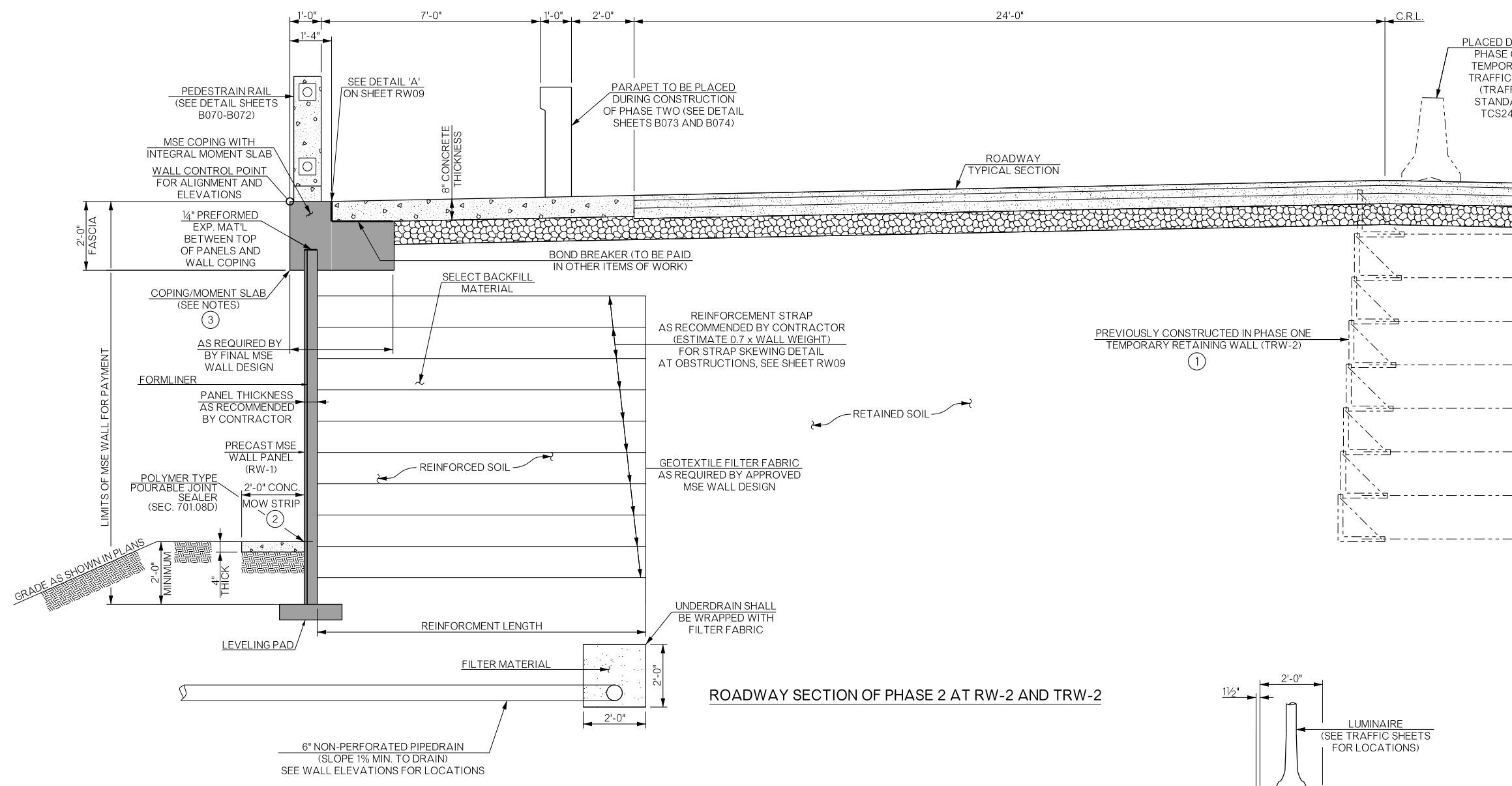
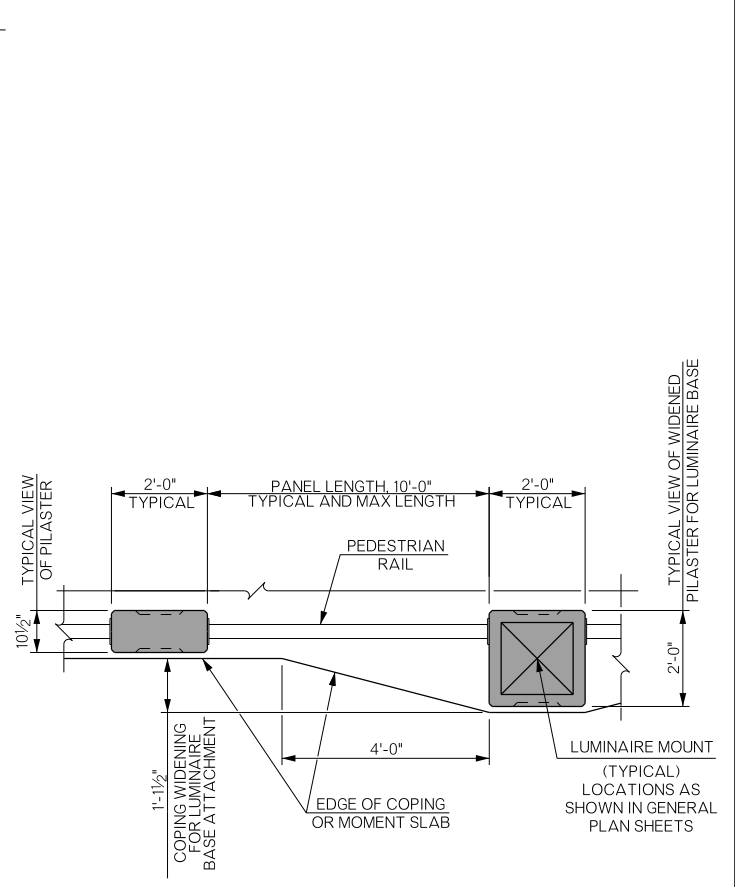


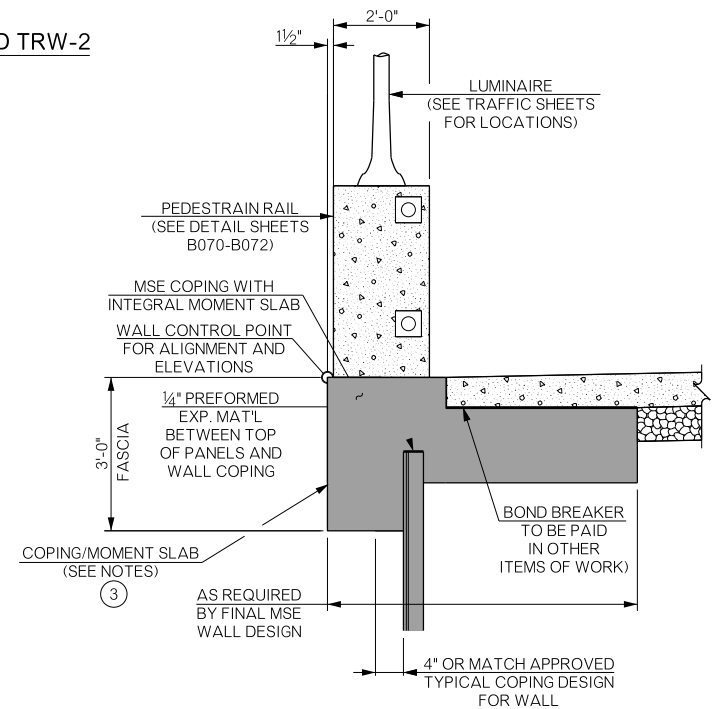
REVISIONS		
REV. NO.	DESCRIPTION	DATE



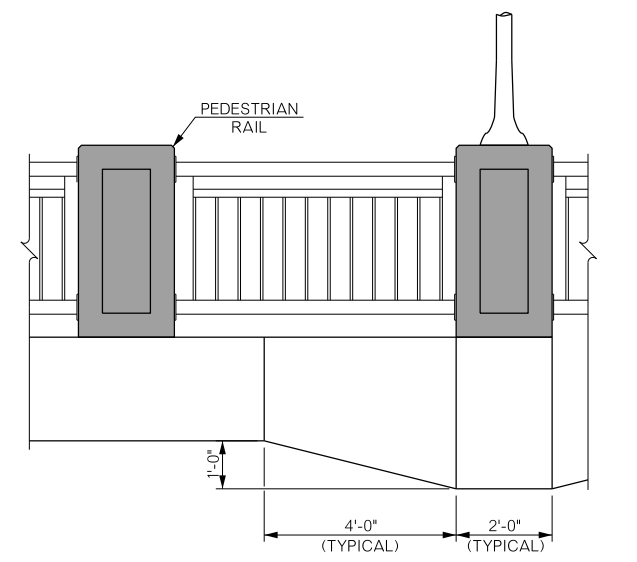
ROADWAY SECTION OF PHASE 2 AT RW-2 AND TRW-2



PLAN VIEW OF PEDESTRIAN RAIL ON COPING AT LUMINAIRE LOCATION



TYPICAL COPING/MOMENT SLAB AT LUMINAIRE LOCATION



ELEVATION OF PEDESTRIAN RAIL ON COPING AT LUMINAIRE LOCATION

**TEMPORARY WALL:**  
 THE CONTRACTOR SHALL PROVIDE A DESIGN AND FINAL LAYOUT CONFIGURATION FOR THE TEMPORARY MSE OR GEOGRID TYPE RETAINING WALL. THE WALL MUST BE DESIGNED IN ACCORDANCE WITH THE AASHTO LRFD BRIDGE DESIGN SPECIFICATIONS, 7TH EDITION. THE CONTRACTOR SHALL SUBMIT DESIGN CALCULATIONS PREPARED AND STAMPED BY A REGISTERED PROFESSIONAL ENGINEER IN THE STATE OF OKLAHOMA. THE DESIGN CALCULATIONS AND THE SHOP DRAWINGS SHALL BE SUBMITTED TO THE BRIDGE ENGINEER FOR ACCEPTANCE PRIOR TO THE START OF CONSTRUCTION. THERE IS AN ESTIMATED QUANTITY OF 563 SQUARE YARDS. THE ACTUAL QUANTITY OF THE TEMPORARY RETAINING STRUCTURE SHALL BE DETERMINED AS PROVIDED IN THE REVIEWED AND ACCEPTED TEMPORARY DESIGN AND STRUCTURE PLAN. THE COST OF DESIGNING THE WALL SHALL BE INCLUDED IN THE COST PER SQUARE YARD OF "TEMPORARY RETAINING WALL".

**MSE WALL:**  
 MSE RETAINING WALL PANELS SHALL BE STACKED AND ERECTED IN A STAGGERED HORIZONTAL JOINT PATTERN.

ALL COSTS FOR MSE RETAINING WALL DRAINAGE SYSTEM SHALL BE INCLUDED IN THE UNIT PRICE PER SQUARE YARD FOR "MSE RETAINING WALL".

- ① TEMPORARY RETAINING WALL IS TO BE LEFT IN PLACE AND WILL BE COVERED DURING FINAL PHASES OF CONSTRUCTION.
- ② 2'-0" CONCRETE MOW STRIP TO BE USED AT LOCATIONS WHERE NO OTHER STRUCTURE, SUCH AS SIDEWALKS, DOES NOT OCCUR AT WALL FACE. FOR DETAILS OF MOW STRIP SEE SHEET RW08.
- ③ PROVIDE CONSTRUCTION JOINTS EVERY 6FT AND EXPANSION JOINTS EVERY 100FT.
- ④ IF DESIRED, THE CONTRACTOR MAY INCORPORATE THE CONCRETE SIDEWALK MONOLITHICALLY INTO THE COPING/MOMENT SLAB DESIGN.

BRIDGE "A" SH-33 OVER COTTONWOOD CREEK	LOGAN COUNTY	Design	GT	11/15
DETAILS OF WALLS RW-2, TRW-2 (PHASE II)		Detail	MAP	11/15
		Check	JCH	11/15
STATE OF OKLAHOMA		DEPARTMENT OF TRANSPORTATION		SHEET NO. RW09